



Rimstone News

Official correspondence of Rimstone Cooperative Ltd

Established 1974

ABN: 91 969 795 268

No. 34 – August 2023

Rimstone Cooperative Ltd.
Rimstone Cooperative Ltd.
A Community Advancement Society

Contact Rimstone:

Mail: PO Box 2543, Mt. Waverley, Vic, 3149

Treasurer & enquiries: info@rimstone.org.au

Homeleigh Bookings: accomm@rimstone.org.au

Directors: directors@rimstone.org.au

Registered Address:

15 Gelantipy Road, Buchan, Vic, 3885

Homeleigh Phone: 03 5155 9520

Website: www.rimstone.org.au

Editorial

The team have managed to pull together a quick update of the things that have been happening lately, and of interest to Rimstone members.

Included in this edition below is information on the recent Homeleigh kitchen upgrade; the external painting project almost completed; bedroom refurbishes; and lots more.

We hope you enjoy reading this edition.

Rob Brain, Newsletter editor

Send feedback to: directors@rimstone.org.au.

Rimstone Co-op Happenings

It has been some time since the last Rimstone Newsletter – our apologies, a lot has been happening. Homeleigh has had a lot of traffic as there are very active caving groups at present with VSA, the Scout Area Caving Team and RMIT ROC all frequent users.

At Homeleigh the outside painting is nearing completion thanks to Nadine Muresan's energy and assistance from members. The kitchen stoves have been replaced as have the refrigerators. The fridges were tired or hardly working and have been replaced with some that are less than five years old. Bedroom refurbishment continues with Room 8 close to completion. Several more rooms need to be completed. The Internal Bathroom and Toilet (off the Lounge) is close to being completed. Solar panels have been installed on the roof. Rudy Frank has been upgrading outside watering systems in preparation for the fire season.

At Scrubby Creek Cave* there is new surveying and leader training. At Shades of Death Cave* there has been a lot of work on anti-rust treatment of the rails, replacement of netting and the electric junction boxes have been simplified and checked over. The Shades boundary fence now has an electric fence to prevent stock access. There are active surveying and photography projects at present in the wild parts of the cave. Research has been supported and speleothems were dated

Notice of AGM Meeting

Formal notice of the Rimstone Co-operative 2023 AGM was emailed to all financial members on Wednesday 9th August 2023, giving due notice as required.

Date/time: 8pm, Friday 22 September

Venue: The home of Miles and Rhonwen Pierce, Victoria Crescent, Mont Albert.

Two directors' terms expire at this AGM – Nicholas White and Peter Stewart. Retiring directors are eligible to nominate again. Download a [Director Nomination Form](#).

Please advise notice of items of business for the AGM by 5pm on 1st September. Nominations are required 3 weeks prior to the AGM (by 5pm 1st September 2023). A final agenda and Annual Report will be sent to members by email by 8th September.

Snacks will be provided, please bring biscuits, cakes or alcoholic drinks to the meeting. Tea, coffee will be provided.

RSVP: and any queries, etc. by email to the directors: directors@rimstone.org.au

at 2.1 million years old, some microbiological sampling has identified bacteria which can use hydrogen as energy sources instead of oxygen (Dr Sean Bay, Latrobe University in press). An Open Day over the Cup Day 2022 was held for the descendants of Frank McMahon who was the engineer who constructed the stairs and viewing platform in the cave.

VSA is hosting the Australian Speleological Federation Conference at Buchan in mid-January 2025. Homeleigh will be used during this time but equally we will support some caving in Scrubby Creek Cave*, tours of Shades of Death Cave* as well as some guided wild caving.

Nicholas White

Chair and Booking Officer

* – Property owned by Rimstone Co-operative.

Vale Graham Douglas Shaw, 1941–2023

Rimstone lost one of its outstanding members earlier this year. He had only joined a couple of years ago but had a long association with speleology.

I first met Graham in 1967 when the Victorian Cave Exploration Group and the Sub Aqua Speleological Society joined to form the Victorian Speleological Association (VSA). Graham Shaw was the first VSA Secretary.

Jack McMahon with Geoff Rebecchi* and Graham Shaw initiated development of the cave M-3, known as the Shades of Death cave. The development of the cave was interrupted for some years due to a disagreement with the then owner of the property. All the movable generators and equipment were removed and taken to the old Murrindal Schoolhouse.

Once these differences were overcome the cave development was continued with Wolfgang (Digger) Kahrau and Warren Kennedy joining the team.

The cave was operated for many years in conjunction with tours into Lillypilly Cave and Murrindal Cave which were leased from the then Lands Department. The cave was operated during school holidays as both Graham and Geoff were school teachers.

Dennis and Carol Rebecchi operated the cave for some years and Kim van Dyk operated tours during this period as well.

When Graham Shaw retired he moved with his wife Mary first to Bete Bolong and after that to Mossface (near Bairnsdale). Graham is survived by his wife Mary.

Rimstone Co-operative Ltd purchased the Shades of Death cave and property from Geoff Rebecchi (proceeds shared with Graham) in 2017 as both Graham and Geoff found managing the cave too much for them. The Shades of Death property is a legacy from the developers which Rimstone is proud to manage for both tours, scientific investigation and for sustainable recreational caving.

Thank you Graham.

Nicholas White

[*Geoff Rebecchi, 1941-2021. See obituary in Rimstone Co-op newsletter edition 33, February 2022]



*Geoff Rebecchi and Graham Shaw
in their beloved Shades of Death cave.*



Geoff and Graham admiring Shades of Death cave

Homeleigh Outside Painting Project

The “Outside painting of Homeleigh” project is drawing to a close. It was initiated by Nadine and Bo Muresan, and assisted by many colleagues including a number of VSA members.

Below is a selection of action photos from the painting project.



The team working on the front (northern) wall




A small army of volunteers helped paint



Fascia boards were also painted

At right: The external door at southern end of the hallway was painted white (again), and the door frame and door step green. And Steve managed to get coated in a quaint layer of coloured (very green) saw dust.




Homeleigh front wall before this painting project (note the different yellow or orange colours).



The southern wall, and green window frames, looking much better



Even the handrails and posts were sanded back and given a fresh coat of paint



Welcome to new Rimstone Members

The following new members in recent months are warmly welcomed to our Rimstone Co-operative: Stephanie Blake, Neil Holden, Thomas Elms, Glenn Perry (Pez), Rebecca Roberts, Laura Taylor, Margaret Bott, Paige Baddeley, Rafid Morshedi, Peter Guest, Matt Pridham, Tim Zeigler, John Morgan, Lilith Stewart, Stephen Russell, Mick Sander, Neville Skinner and David Cooke.

Homeleigh kitchen appliance upgrade

Homeleigh has been operating with several ageing fridges and three old stoves for a number of years now. It was time for an upgrade.

Nadine was tasked with arranging for replacement appliances, and photos of the change-over and outcome are shown here (photos acknowledgement: Nadine Muresan).

Old stoves away – The old stoves were taken away, leaving a nice, dirty space in the Homeleigh kitchen.



New stoves delivered – Now the fun of unboxing and installing the new ones.



New stoves installed – The three new stoves fit perfectly, and look very smart, and what's more they work really well. We are hoping they can be kept nice and clean for many years to come.



Old fridge(s) to go. Many Rimstone members might remember some of the old fridges that we've had for many years, like the one shown in this photo (at right).



New fridges in place – and looking very smart, and some with freezers.




Other Homeleigh upgrades

In addition to the above upgrade items, there have been other projects under way as follows.

Solar panels – These have been installed and commissioned. They are well out of sight. Have a good look in the photo below.



External screen door renovations – There are several nice-looking timber doors around Homeleigh – can you name the location of all of them? Well, three of the external screen doors have been refurbished. Here is one of them in progress, with young Archie Brooker taking over the “door fixing” baton from Grandad (Granfy) Don Brooker.



Room #8 close to finished – In recent years there have been several working bees to refurbish all of the bedrooms. This included removing the old wall lining and replacing with new plaster, after installing insulation in all the walls to improve heat retention in the colder months, but also to add some sound deadening so that it's harder to hear the people in the adjacent room ;-).

Room 8 was left for a while as it was going to be tricky. It's now very close to completion, including the new window frames for all bedrooms along the western wall. This photo shows the refurbished dado timber panelling and skirting boards and the new plaster walls, ceiling and ceiling cornice, making the room more draft-proof than before. All it needs now is a paint job.



There are just a few more rooms to be done – including: 9, 10, 14, 16 and the bungalows. This might seem like a lot, but the completed rooms include: 5, 6, 7, 11, 12, 13, 14 and 15 (the Honeymoon suite in the front corner of the building). So, if you hear of a bedroom working bee coming up, please help if you can. They will need: demolition, simple carpentry, and painting.

PS: Which is Room 14? Some of the long-time members might remember it – toward the front of the building, on the left of the passage as you come in the front door. For many years it had an operational fireplace with lounge chairs and was the place for late night gatherings around the fire.

New cutlery inserts – Why did it take so long? The three cutlery drawers in the Homeleigh kitchen now have cutlery inserts to keep all the cutlery in place, and easy to find desired items.




I spy at working bees

Here are a couple of extra activities from the August 2023 "Painting" working bee.

Homeleigh fire fighting fit out –

Many visitors to Homeleigh in recent years will have noticed a few odd looking enhancements around the place, including sprinkler hoses up under the verandah roof, and small metal labels screwed to some decking boards. These are all fire mitigation system items. On this working bee weekend Rudy Frank was again on site installing some more equipment.



What is this gadget? – In recent times you might have also noticed some of these odd gadgets (shown at right) installed around the exterior of Homeleigh. What is it?



Well, study the photo well, and notice that there are three brass rollers installed. It is a fire hose guide for the fire hose when it is deployed, so the hose can easily run around the corners of the building.

Rimstone Co-op directors

Nicholas White, Peter Stewart,
Nigel Cooke, Paul Brooker, Nadine Muresan.
Contact by email: directors@rimstone.org.au

The mowing never ends – Roy was again spotted wielding the whipper-snipper around the long grass in the backyard – many thanks Roy.



New BBQ – In case you missed it earlier this year, the old BBQ out back at Homeleigh has finally gone, and been replaced by a very smart, new unit. We're hopeful it can be kept smart and new-looking, so please make sure to clean it after use.



Booking accommodation at Homeleigh

Please remember to request accommodation using the proper email address so that your request is received promptly. Then our on-duty accommodation officer can reply promptly. (Else your request might get lost.)

Homeleigh Booking Officer
email to: accomm@rimstone.org.au

Extra photos

In case you missed the solar panels in the cropped photo above, here is the complete photo. A nicely composed picture with Homeleigh being overlook by the Steel Horseman (look carefully in the foreground).



Also, Rudy Frank took two photos on the weekend and carefully arranged them side-by-side with the caption “*Duelling Brushers*” below. This shows Steve Wood painting the door frame at the northern end of the north-south passageway with Rob Brain doing the same at the southern end of the same passageway.

